

Sinkamat-K1/K2/KD1/KD2

Product information for the product group

ACO Product benefits

- Tool-free servicing
- Compact
- Ready to connect
- Acoustic alarm if water reaches impermissibly high level

■ Applications:

- ☐ For above-floor installation in frost-proof premises below the backflow level (basements, hobby rooms and laundry rooms)
- ☐ For domestic grey water, without faecal content, from showers or wash-basins
- ☐ *Downstream of water softening plants and for condensate from heating systems (max. salt content: 15%) – only types KD1 & KD2

■ Polypropylene container

■ With several horizontal and vertical connection options up to DN 50

■ Container ventilation via active carbon filter

■ Grey water submersible pump with robust single phase motor

■ Stainless steel motor housing and shaft

■ Plastic pump housing and impeller

■ Mechanical seal between pump housing and motor

■ 1,5 m connecting cable and Safety plug

■ Float switch (reed contact)

■ Vertical 1 1/4" pressure discharge with integrated non-return flap

■ Switching device with isolated contact, integrated in container lid

■ Acoustic alarm if water reaches impermissibly high level

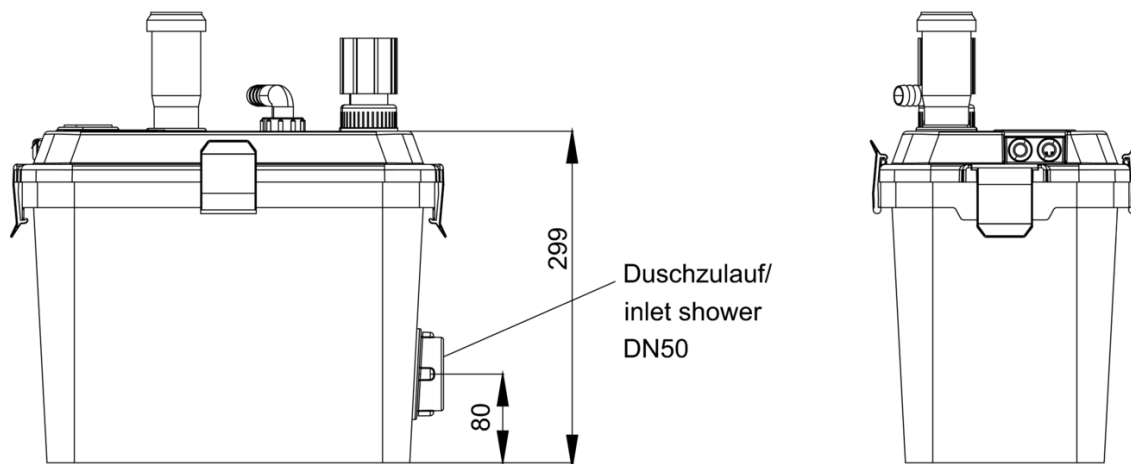
■ Degree of protection: IP67



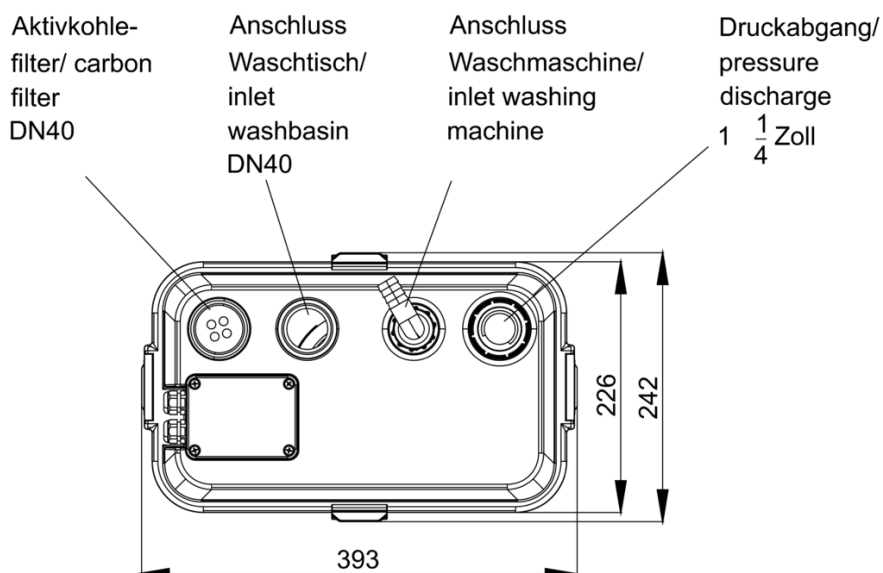
Item Technical Data 620514

Type	Motor power	Power consumption	Voltage	Rev count	Usable volume	Total volume	Weight
	P2				Inlet height Z1		
	[kW]	[A]	[V]	[r/min]	[l]	[l]	[kg]
KD2*	0.43	3.7	230	2800	20	26	8

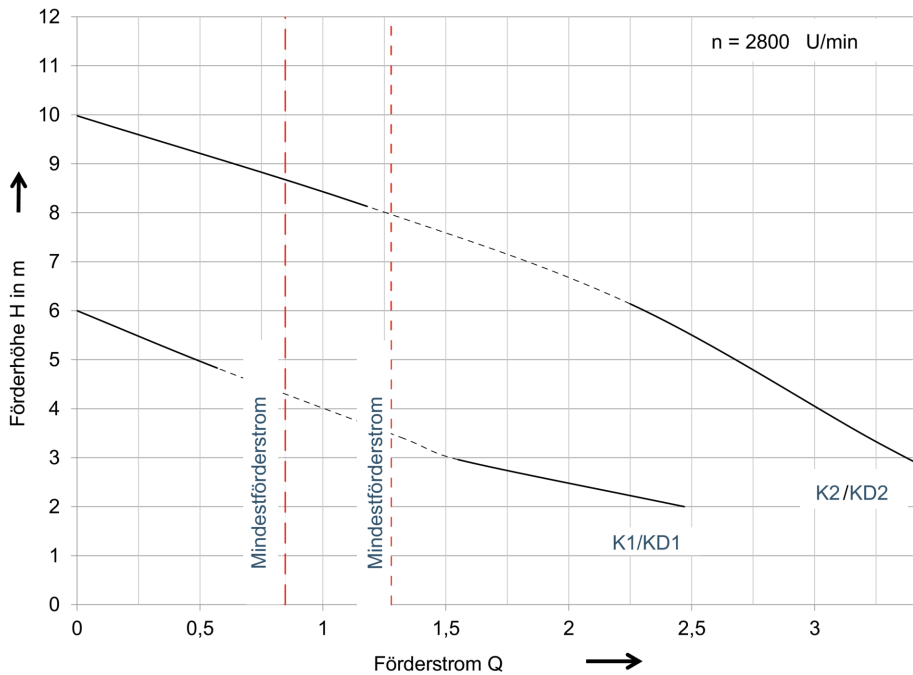
Dimensions



Zulauf kann beidseitig verbaut werden/
Inlet can be mounted on the left or right side




Performance parameters



Type	Delivery head	Delivery flow Q with overall delivery head H				Media temperature	
		2 m	4 m	6 m	8 m	Normal	Maximum
	[m]	[l/s]	[l/s]	[l/s]	[l/s]	[°C]	[°C]
KD2*	2 – 8.7	3.65	3.02	2.3	1.25	40	90

Accessories

Description	Used with	Weight	PU	Item number
		[kg]	[piece]	
Connection and flood module set <ul style="list-style-type: none">■ To report a leak caused for example by a pipe bursting■ For electrically conducting liquids■ With volt free contact■ Visible and audible alarms (approx. 80 dB)■ Dimensions (width x height x depth): 160 x 120 x 75 mm■ Protection level: IP 65■ Operating voltage: 230 V/AC 50/60 Hz■ Plug and use: 1.4 m■ Overflow indicator with 10 m cable 	<ul style="list-style-type: none">■ Triplex-K backflow stops<ul style="list-style-type: none">□ DN 100 – DN 150■ Quatrix-K backflow stops■ All wastewater lifting plants■ All separators	1.1	1	0150.78.97

You can find further accessories under → <https://www.buildingdrainage.aco/search/?q=620514>